
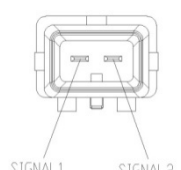
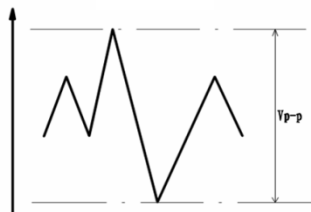
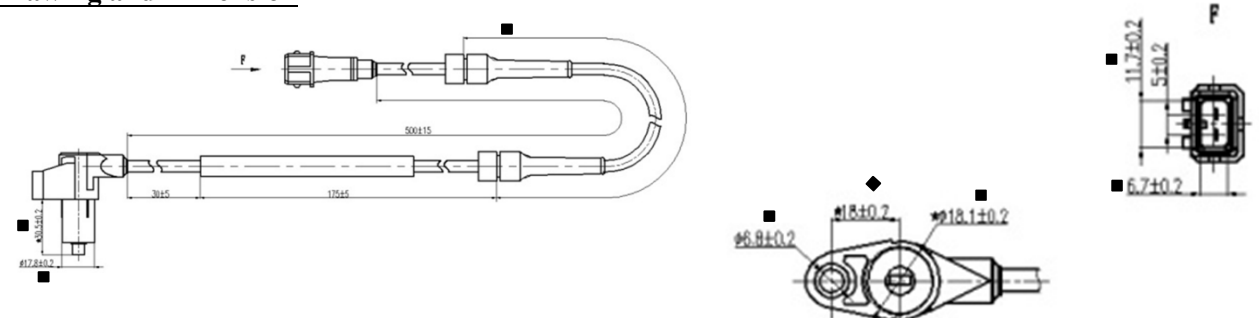


NAME	AB-EU177 Electrical Specifications	NO	AB-1-3-190
-------------	---	-----------	-------------------


Picture 	Plug 	Waveform 
---	---	--

Drawing and Dimension



■ 為重點管控尺寸

TYPE : Hall Magnetic

Parameter	SYMBOLS	MIN.	TYP.	MAX.	UNITS
Resistance@120Hz	R	1385	1640	1870	Ω
Inductance@120Hz	L	1020	1200	1380	mH
Working Voltage	V	N/A	N/A	N/A	V
Waveform Profile		N/A		N/A	
Frequency	Fre.	N/A	1200	N/A	Hz
Detecting range	Air GAP	0.5	1	1.5	mm
Magnetic strength	Bo	90	105	120	mT
Magnetic field direction SFS=South facing sensor NFS=North facing sensor		N/A	NFS	N/A	
Duty ratio(t1/T)	Duty	N/A	55	N/A	%
Temperature	To	-40	25	150	$^{\circ}\text{C}$
Reference Teeth		N/A	58	N/A	
Output Voltage	Vp-p	12.6	14.8	17.0	V

Repetitive Thermal Shock	The Sensor shall be designed to withstand 5cycles of -30 $^{\circ}\text{C}$ to 125 $^{\circ}\text{C}$ in 20minutes and 125 $^{\circ}\text{C}$ to -30 $^{\circ}\text{C}$ in 20 minutes ◦
Vibration Shock	The Sensor shall withstand a vibration according to the following condition without failure or performance degradation ◦ Condition : amplitude acceleration = 15G , vibration frequency = 10~500Hz , a period of 15 minutes for each of the 3 main axes (x,y,z) , test times = 16 cycle ◦

2016.5.4		1	蔡建華	蔡建華	黃鵬	MOBILETRON
Date of first edition	Date of revised edition	edition	Manuscript	Review	Approval	May.4.2016
						Release