

REF NPS				Nippon Pièces Services												R	FIG.	
				COUPLES DE SERRAGE / Nm et en DEGRES ANGULAIRES (°)														
				PHASE D'APPROCHE DES GOUJONS DE CULASSE														
				1	2	3	4	5	6	7	8	9	10	11	12			
S 128 I 01	SUZUKI	XUD9	30	70	-90°	70	C°	-90°	70	120°							NO	3
	PEUGEOT	XD90	30	70	-90°	70	C°	-90°	70	120°								
	FORD	XD3T / SFA / SFB	30	70	-90°	70	C°	-90°	70	120°								
	LEYLAND	XD3T / TE	30	70	-90°	70	C°	-90°	70	120°								
	PEUGEOT	XD2 / P / S / XD3 / P / T / TE	30	70	-90°	70	C°	-90°	70	120°								
	SSANG YONG	XD3	30	70	-90°	70	C°	-90°	70	120°								
	TALBOT	U8	30	70	-90°	70	C°	-90°	70	120°								
	FORD	XD3T / SFA / SFB	30	70	-90°	70	C°	-90°	70	120°								
	LEYLAND	XD3T / TE	30	70	-90°	70	C°	-90°	70	120°								
	PEUGEOT	XD2 / P / S / XD3 / P / T / TE	30	70	-90°	70	C°	-90°	70	120°								
	SSANG YONG	XD3	30	70	-90°	70	C°	-90°	70	120°								
	TALBOT	U8	30	70	-90°	70	C°	-90°	70	120°								
T 128 A 01	DAIHATSU	1C / 2C / CT	25	45	-90°	45	90°	90°										
	TOYOTA	1C / 2C - T	25	45	-90°	45	90°	90°										
		2CTE / 3C-T-TE	30	60	-90°	60	90°	90°										
M 128 I 04	SUZUKI	F8Q	20	-90°	20	105°	105°											
	MITSUBISHI	F8QT	20	-90°	20	105°	105°											
	RENAULT	F8QT / F9QT	20	-90°	20	105°	105°											
T 128 A 04	TOYOTA	1KZ-T/TE	20	40	-90°	40	90°	90°										

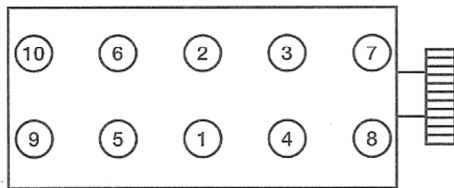


FIG. 1

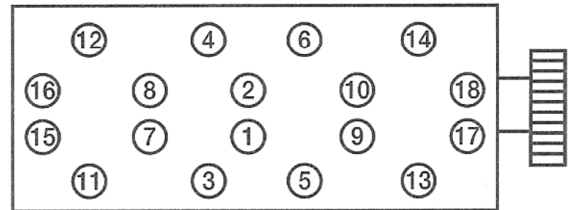


FIG. 2

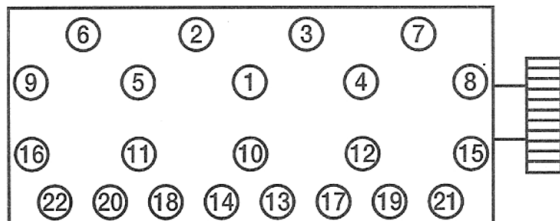
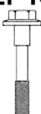




FIG. 3

C° = calentar el motor - run the engine - tourner le moteur - girare il motore
R = reapriete - retightening - resserrage - reserrare

REF NPS 			Nippon Pièces Services												R	FIG.	
			COUPLES DE SERRAGE / Nm et en DEGRES ANGULAIRES (°)														
			PHASE D'APPROCHE DES GOUJONS DE CULASSE														
			1	2	3	4	5	6	7	8	9	10	11	12			
	AUDI VW	ACK	40	60	-90°	60	90°	90°								NO	1
	AUDI	ABC / AAH	40	60	180°											NO	1
	VW SEAT SKODA	AEX / ABU AEE / AEA	40	60	180°											NO	2
T 128 A 03	TOYOTA	2L	30	60	80	-90°	80	90°	90°							NO	3
T 128 A 03	TOYOTA	2L2 / 2LT	30	60	80	-90°	80	90°	90°							NO	3
T 128 A 03	VW	2L	30	60	80	-90°	80	90°	90°							NO	3
	TOYOTA	2L/2LT/3L/5L	30	60	80	-90°	80	90°	90°								
	FORD	VV28	40	60	-90°	60	90°	90°								NO	4
	VW	AAA / ABV	40	60	-90°	60	90°	90°								NO	1
T 128 A 09	TOYOTA	1E/2E/3E	30	50	-90°	50	90°									NO	5
T 128 A 13	TOYOTA	4A/F/FE (90-105 cv)	20	40	65	-90°	65	C°	-90°	65						NO	6
		4A/F/FE (115 cv)	30	-90°	30	90°	90°									NO	6

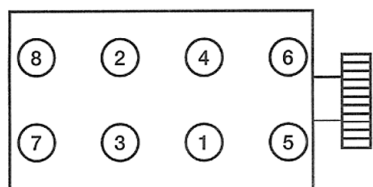


FIG. 1

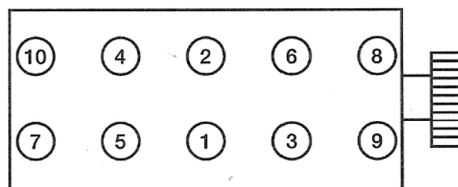


FIG. 2

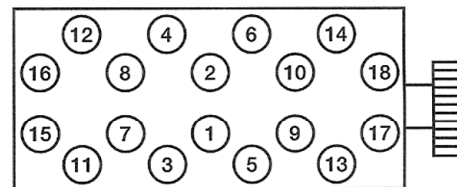


FIG. 3

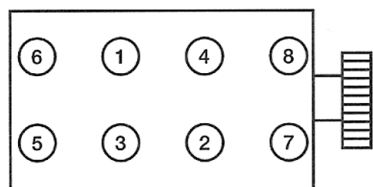


FIG. 4

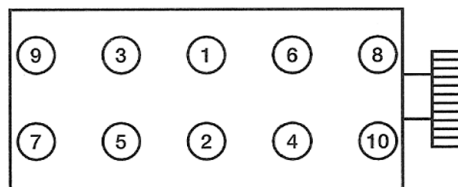


FIG. 5

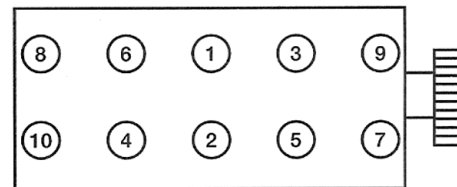




FIG. 6

C° = calentar el motor - run the engine - tourner le moteur - girare il motore
R = reapriete - retightening - resserrage - reserrare

REF NPS			Nippon Pièces Services												R	FIG.	
			COUPLES DE SERRAGE / Nm et en DEGRES ANGULAIRES (°)														
			PHASE D'APPROCHE DES GOIJONS DE CULASSE														
			1	2	3	4	5	6	7	8	9	10	11	12			
N 128 N 13	NISSAN	CD20 / CD20TI	30	60	90	-180°	40	80°								NO	1
N 128 N 11	NISSAN	B6.60 / TI	30	-90°	30	75°	75°									NO	6
N 128 N 08	NISSAN	CA18DE / CA18DT	30	70	105	-180°	30	90°								NO	2
N 128 N 10	NISSAN	SR20DI / DE / DET	40	80	-180°	40	90°	90°								NO	2
N 128 N 05	NISSAN	GA16DS / 16DE	30	60	-180°	30	55°									NO	1
N 128 N 02	NISSAN	LD23	30	70	10	-90°	100	90°	90°							NO	1
N 128 N 11	NISSAN	B4.40	30	-90°	30	75°	75°									NO	4
M 128 I 05	MITSUBISHI	4D68T / 4D68	30	60	90	-180°	40	90°	90°							NO	3
M 128 I 07	MITSUBISHI	4M40T	30	60	100	-180°	50	90°	90°							NO	5
N 128 N 01	NISSAN	RD28T	40	80	110	-180°	30	105°								NO	7
N 128 N 11	NISSAN	A4.28 / A4.28II	30	-90°	30	90°	90°									NO	4

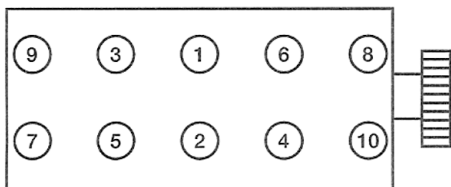


FIG. 1

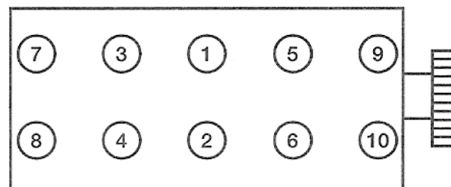


FIG. 2

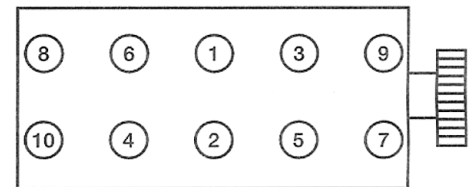


FIG. 3

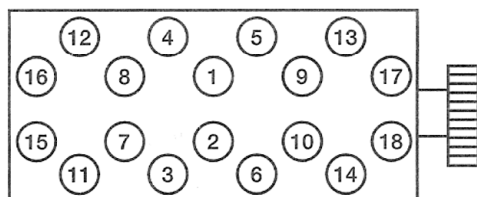


FIG. 4

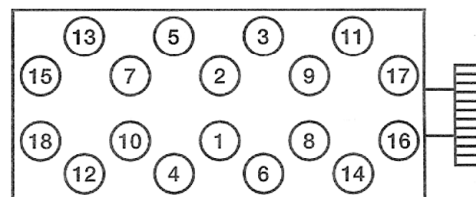


FIG. 5

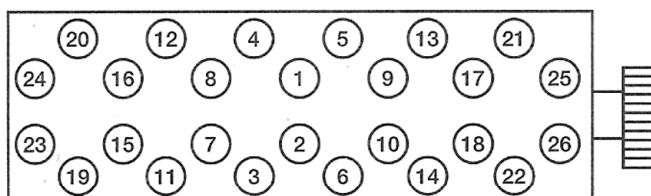


FIG. 6

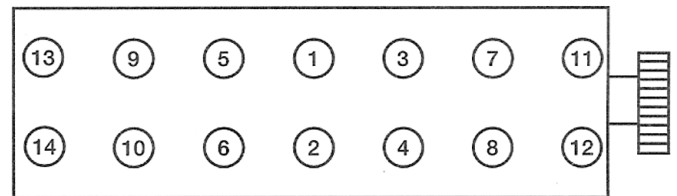
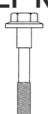




FIG. 7

C° = calentar el motor - run the engine - tourner le moteur - girare il motore
R = reapriete - retightening - resserrage - reserrare

REF NPS				Nippon Pièces Services												R	FIG.	
				COUPLES DE SERRAGE / Nm et en DEGRES ANGULAIRES (°)														
				PHASE D'APPROCHE DES GOUJONS DE CULASSE														
				1	2	3	4	5	6	7	8	9	10	11	12			
	FIAT	154E.000 / 154C6.000 154D1.000	INT. 30 EXT. 30	30	50	10	-90°	10	90°	90°							NO	1
D 128 O 01	DAEWOO	A13DM / A15DM	25	60°	60°	60°											NO	2
D 128 O 02	DAEWOO	A15MF	20	-90°	20	65°	65°	65°									NO	3
		A16MF	25	-90°	25	60°	60°	60°									NO	2
H 128 A 01	HONDA	20T2R / 20T2N	30	65	-90°	65	90°	90°									NO	2
	ROVER	20T2R / 20T2N	30	65	-90°	65	90°	90°									NO	2
	VOLVO	B19A/E / B21A/E B200E/F/K/ET B21E/F/FT B23/AE/F/FT B230A/K/E/F/FT	20	40	60	-90°	60	90°									NO	3
H 128 A 01	HONDA	F20A4	40	80	-90°	80	90°										NO	2
	ROVER	20T4 / 20H 7 M4 20HD-M16	40	80	-90°	80	90°										NO	2
	DAF	TN44	30	70	100	-90°	100	90°									NO	2
	LEYLAND	PRIMA 65	30	70	100	-90°	100	90°										
	PERKINS	PRIMA 65 / PRIMA 80T	30	70	100	-90°	100	90°										
	ROVER	PRIMA 65 / PRIMA 80T	30	70	100	-90°	100	90°										
	L.ROVER	300TDI	20	40	-90°	40	60°	60°	20°								NO	4
	L.ROVER	200TDI	20	40	-90°	40	60°	60°	20°								NO	4

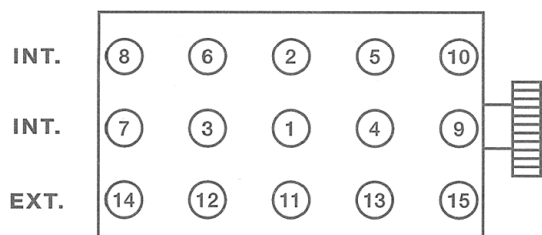


FIG. 1

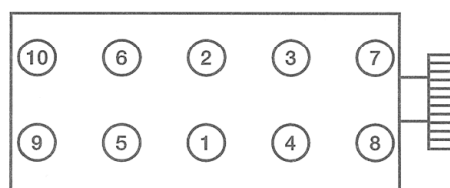


FIG. 2

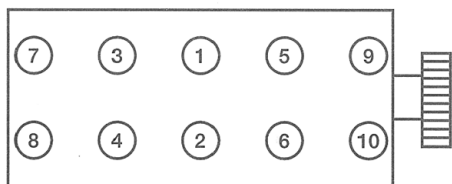


FIG. 3

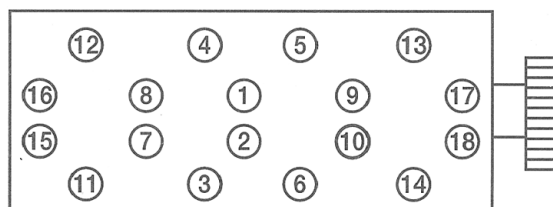





FIG. 4

C° = calentar el motor - run the engine - tourner le moteur - girare il motore
R = reapriete - retightening - resserrage - reserrare

REF NPS 			Nippon Pièces Services												R	FIG.
			COUPLES DE SERRAGE / Nm et en DEGRES ANGULAIRES (°)													
			PHASE D'APPROCHE DES GOUJONS DE CULASSE													
			1	2	3	4	5	6	7	8	9	10	11	12		
	JEEP	121	30	50	105	-90°	105	C°	-90°	105					1000 km. -90° +105	1
	RENAULT	J8S-852 / 760	30	50	105	-90°	105	C°	-90°	105						
S 128 G 01	SSANGYONG	M 111	40	70	-90°	70	90°	90°							NO	2
M 128 I 04	SUZUKI	F8Q	20	-90°	20	105°	105°								NO	3
	MITSUBISHI	F8QT / F9QT	20	-90°	20	105°	105°									
	NISSAN RENAULT	F9Q / F9QT	20	-90°	20	105°	105°									
S 128 G 03	SSANGYONG	OM-601	25	90°	25	90°	90°								4	
	MAZDA	K8 / KF	25	90°	25	90°	90°								NO	5
M 128 I 01	GALLOPER	4D56	40	80	120	-90°	120	C°	-90°	120					1000 km. -90° +120	6
	HYUNDAI	4D56	40	80	120	-90°	120	C°	-90°	120						
	MITSUBISHI	4D56 / T	40	80	120	-90°	120	C°	-90°	120						

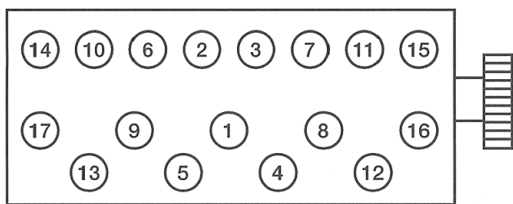


FIG. 1

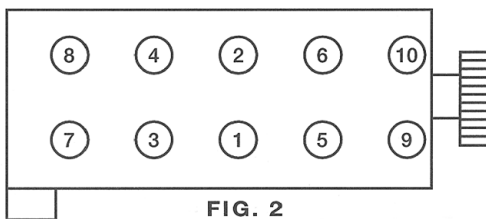


FIG. 2

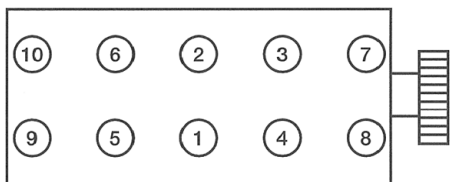


FIG. 3

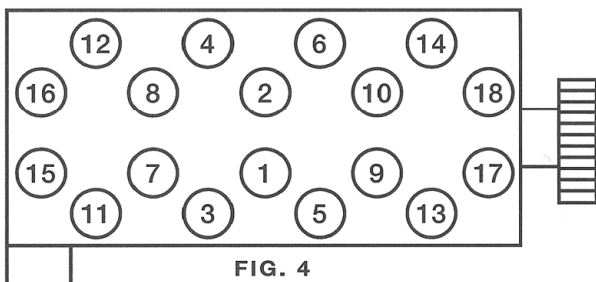


FIG. 4

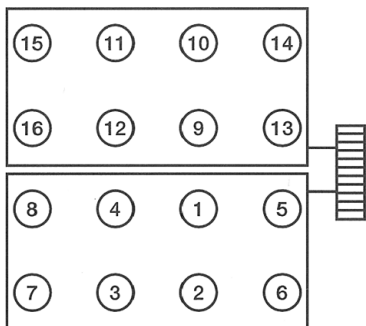


FIG. 5

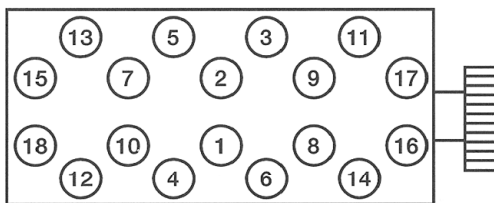


FIG. 6

C° = calentar el motor - run the engine - tourner le moteur - girare il motore
R = reapriete - retightening - resserage - reserrare